
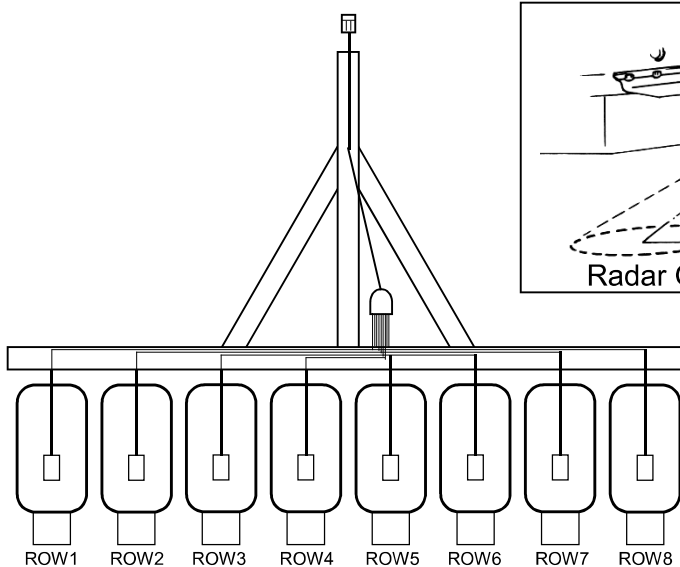


PM24 Precision Planter Monitor

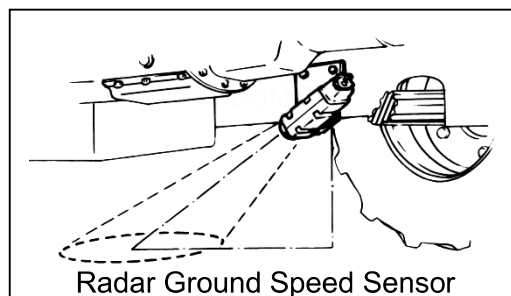


The PM24 offers a range of features:

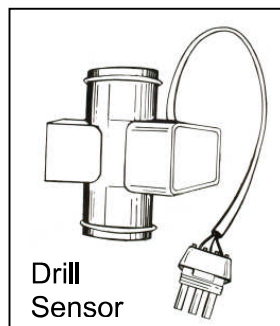
- Planting Population per Row
- Seed Spacing
- Ground speed
- Adjustable high & low population alarms
- Planting population adjustment factor
- Population Average display
- Population bargraph display
- Area counters
- Adjustable volume on audible alarm
- User selects what functions are displayed
- Backlight dimming for night planting
- Metric/Imperial units
- Distance Planted Measurement



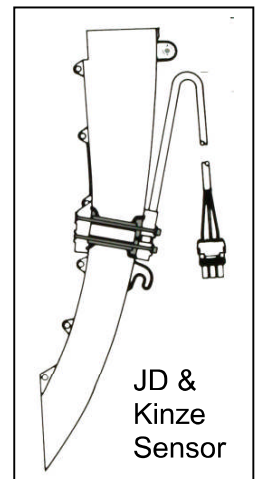
Monitors up to a 24 Row Precision Planter



Radar Ground Speed Sensor




Drill Sensor



JD & Kinze Sensor

PM24 Precision Planter Monitor



PM24 Console Dimensions: 215mm Wide x 115mm High x 45mm Deep

Rear View

